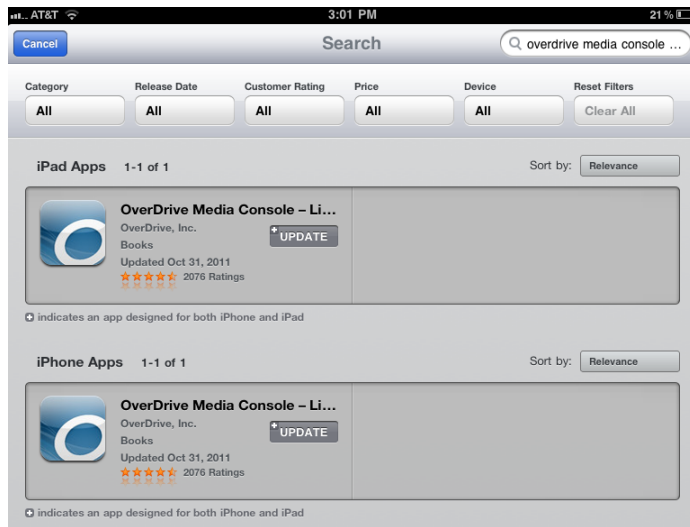




## How to download library books to your iPad/iPhone/iPod Touch

### Step #1: Download the app

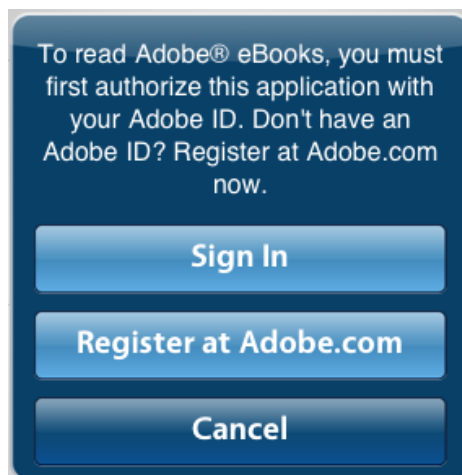


Go to the App Store and search for **Overdrive Media Console (OMC)**. This is a free app.

Install the app.

### Step #2: Register an Adobe ID

You must register your device with an Adobe ID before you can check out library books. An Adobe ID allows you to download the same book to multiple devices. For example, by registering with the same Adobe ID, you can download a book to your iPad and iPhone.



Usually, the first time you enter the app, this pop up will appear prompting you to register. Most likely, you do not have an Adobe ID and will need to create one. Touch **Register at Adobe.com**. In the next window, touch **Create an Adobe Account** and fill out the form. You only need fill out the fields with asterisks.


Once you have finished creating an ID, return to the app, fill in the ID and password, and click **Activate**.

If this pop-up box does not appear, follow these steps to create and register your Adobe ID:

- Touch the **Get Books** icon in the top right hand corner.
- Touch **Settings** in the menu on the bottom of the screen.
- Touch **Authorize with Adobe ID**.
- Touch **Get a free Adobe ID** at the bottom.

### Step #3: Access the library's digital book catalog

- Press the **Get Books** icon.
- Touch **Add a Library**.
- Search for **60010**.
- Touch **Barrington Area Library**.



Touch the empty star next to Barrington Area Library. Now this site will be remembered and you will not have to search for it again. Touch **Barrington Area Library** next to the star to access Overdrive.

Overdrive is the library's catalog of digital books, both e-books and audiobooks. Here, you can see whether or not we have a book and if it is checked in. Digital books from Overdrive work just like physical books with one copy per person at a time.

### Step #4: Find an e-book or audiobook

You can find books by:

- Browsing the featured items on the homepage.
- Using the genre lists at the top of the screen.
- Using the Search box at the top right hand side.
- Clicking on the Advanced Search link under the Search box.

If you are having difficulty finding an e-book that you would like to read, try the Advanced Search. You can search by:

**Format.** So that you can find only **MP3 audiobooks or EPUB e-books** which are compatible with your device.


**Awards.** So that you can find the best books that you may not have thought of reading.

**Date added to site.** So that you can find the newest items.

**Only show titles available.** So that you can find only titles that can be checked out today.

### Step #5: Check out and download

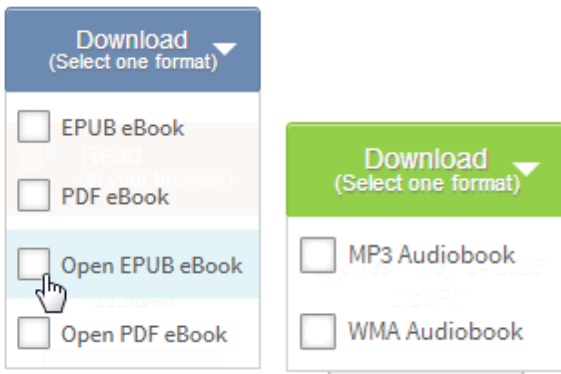
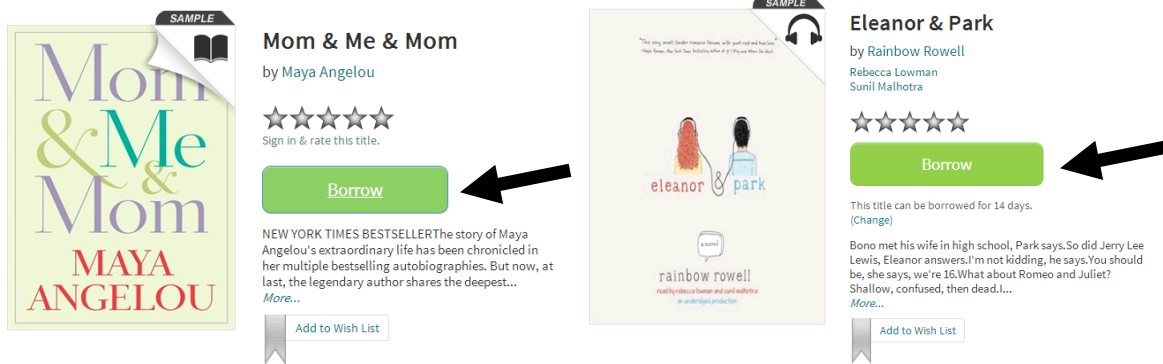
After you have searched for a book, the results screen shows the format of the books and their availability. This site houses e-books as well as e-audiobooks, so do make sure you are getting the right kind of book.



You can tell what format a book is by looking at the icon in the top right hand corner of the book. An **open book** indicated an e-book, whereas **headphones** indicate an e-audiobook.

You can also tell if the book is available to checkout today with those icons. If the icon is black, the book is available to be checked out. If the icon is grayed out, the book is already checked out by another person and you can add your name to the hold list, if you would like.

To check out a book, click **borrow** and enter your library card number.

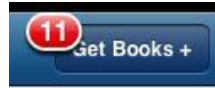


If your book is available in more than one format, you will need to choose which format you would like to checkout. **MP3 Audiobooks** and **EPUB eBooks** are compatible with your device.

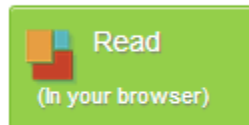
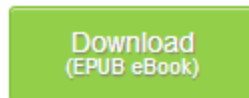
**NOTE:** An 'Open' format e-book may NOT be returned early.

After you select a format, click **Confirm & Download**. Touch **Bookshelf** in the top right hand corner to return to the bookshelf where you can read and listen to your downloads.

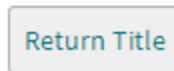
e-Books will be ready almost immediately after pressing download. Audiobooks are much larger files and will take longer to download. You can see how much is left by looking at the number by the Get Books button in the top right hand corner.



Mom & Me & Mom  
Maya Angelou



Expires: May 24 2013  
9:40AM



You may see the option to read the book in your browser. This is a new feature that may come in handy for you, especially if you use multiple devices for reading. Give it a try and see what you think!

### Returning/Deleting



If you choose to return early, touch the **plus sign** next to the book. Touch **Return/Delete**.

### Help

If, at any point in this process, you need help, please call the **Barrington Area Library at 847-382-1300, ext. 3500** or email [adultref@BALibrary.org](mailto:adultref@BALibrary.org).