




How to Download Digital Magazines

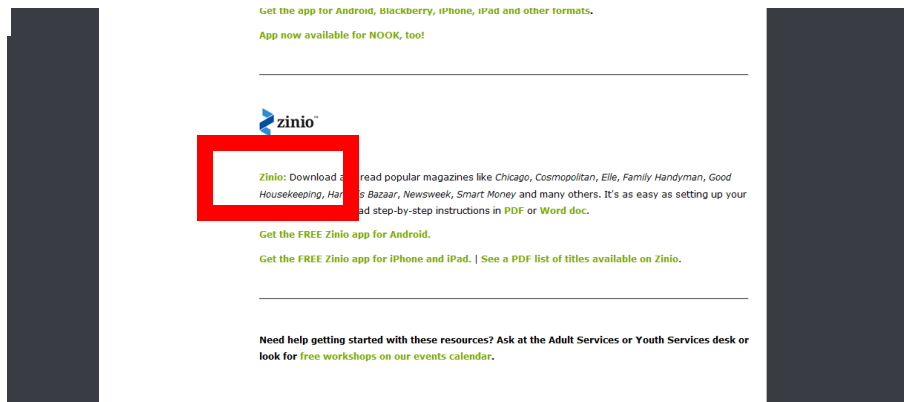
Step #1: Getting Started

Visit the library’s website at www.balibrary.org. On the main page under Online Services, click on the “Download e-books, audiobooks, magazines, music, the free library app and more” link.

NOTE: YOU MUST VISIT BALIBRARY.ORG > Select Zinio EVERY TIME YOU WOULD LIKE TO CHECK OUT A MAGAZINE.



Scroll down to “Zinio”. Select “Zinio”:



Step #2: Select "Create a New Account"

The screenshot shows the Zinio Magazine Collection interface. At the top left is the 'library birmingham area' logo. To the right, there are 'Log in' and 'Create New Account' links, with the latter highlighted by a red box. Below the logo is the breadcrumb 'RBDigital Gateway > Zinio Magazine Collection'. A navigation instruction reads: 'To checkout a magazine to your Zinio account, simply click on the magazine of your choice.' There is a search bar with the placeholder 'Title search' and a dropdown menu for 'All Genres'. A pagination link '[1] 2, 3, 4, 5, Next >>' is visible. The main content area displays a grid of magazine covers: Apple Magazine, Bicycling, Chicago Magazine, Chirp, Consumer Reports, Kitchen, Cosmo, and Country Gardens.

Enter library card number:

This screenshot shows the same Zinio Magazine Collection website as above, but with a 'Create New Account' dialog box overlaid in the center. The dialog box has a title bar 'Create New Account' and a close button. It contains the text 'Already have an account? Log in'. Below this is a 'Barcode Filter' section with a label 'Barcode:' and an empty input field. A blue 'Next' button is positioned below the input field. At the bottom of the dialog, it says 'One account, access to all' with a red prohibition sign. The background of the website is dimmed, and the 'Create New Account' button from the previous screenshot is still highlighted with a red box.

Fill in the following information. Afterwards you will be able to choose a magazine.

Create New Account ✕

Already have an account? [Log in](#)

First Name:

Last Name:


Email:

Password:

Confirm Password:

[Create Account](#)

By creating an account, I agree to the site's [Terms of Use](#)

One account, access to all 

[and Buying Guide](#)

Step #3: Select a magazine:

library

Welcome, Barrington | Log out

RBdigital Gateway > Zinio Magazine Collection

To checkout a magazine to your Zinio account, simply click on the magazine of your choice.

Go to My Checked-out Magazines

Q Title search

All Genres

(1) 2, 3, 4, 5, Next >>

Apple Magazine

Bicycling

Chicago Magazine

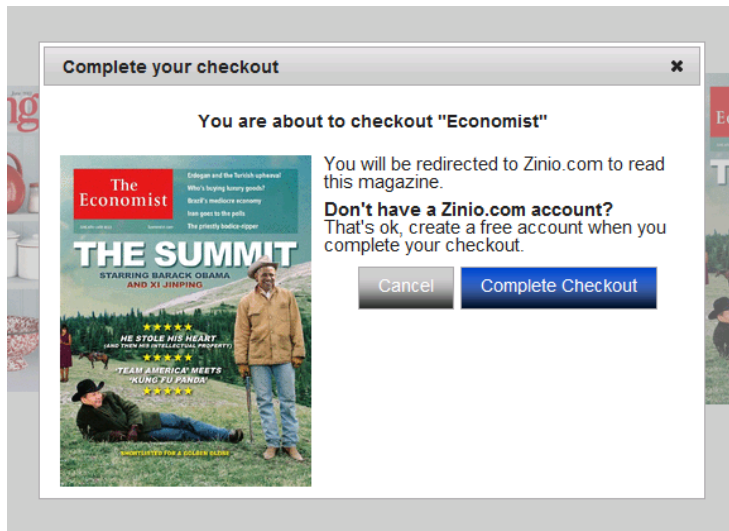
Chirp

Consumer Reports

Kitchen

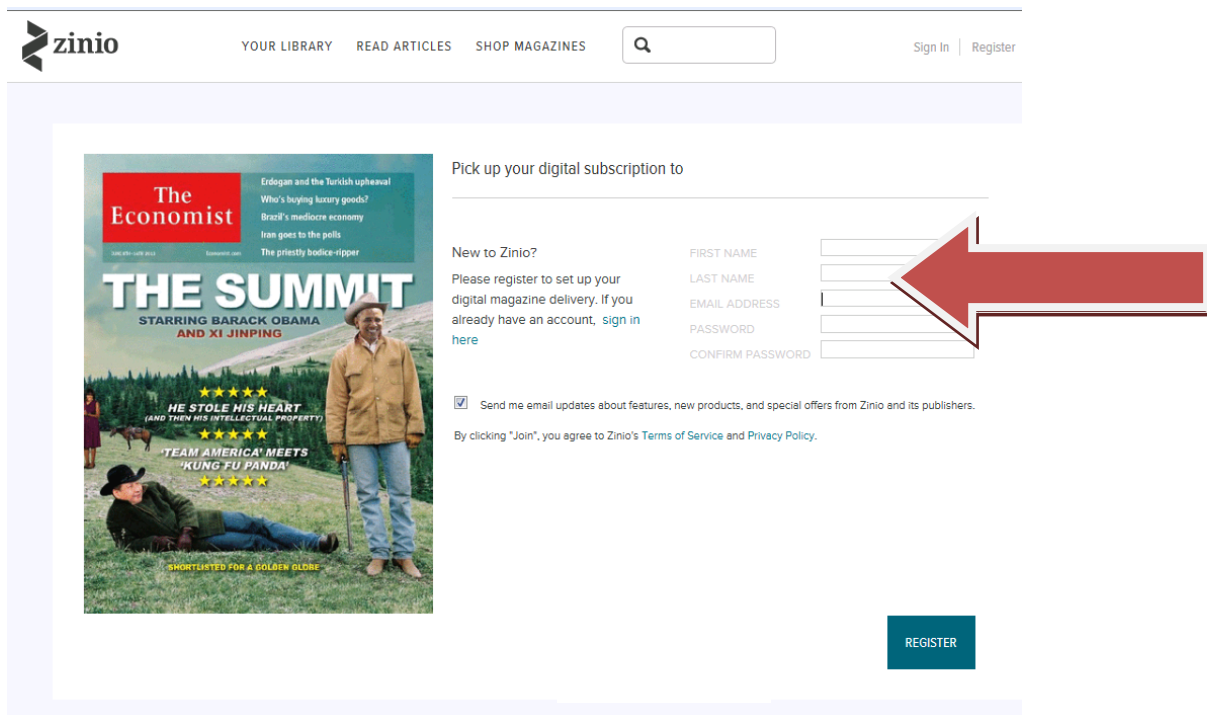
COSMOWITAN

Country Gardens



Step #4: Create a Zinio account to check out the magazine

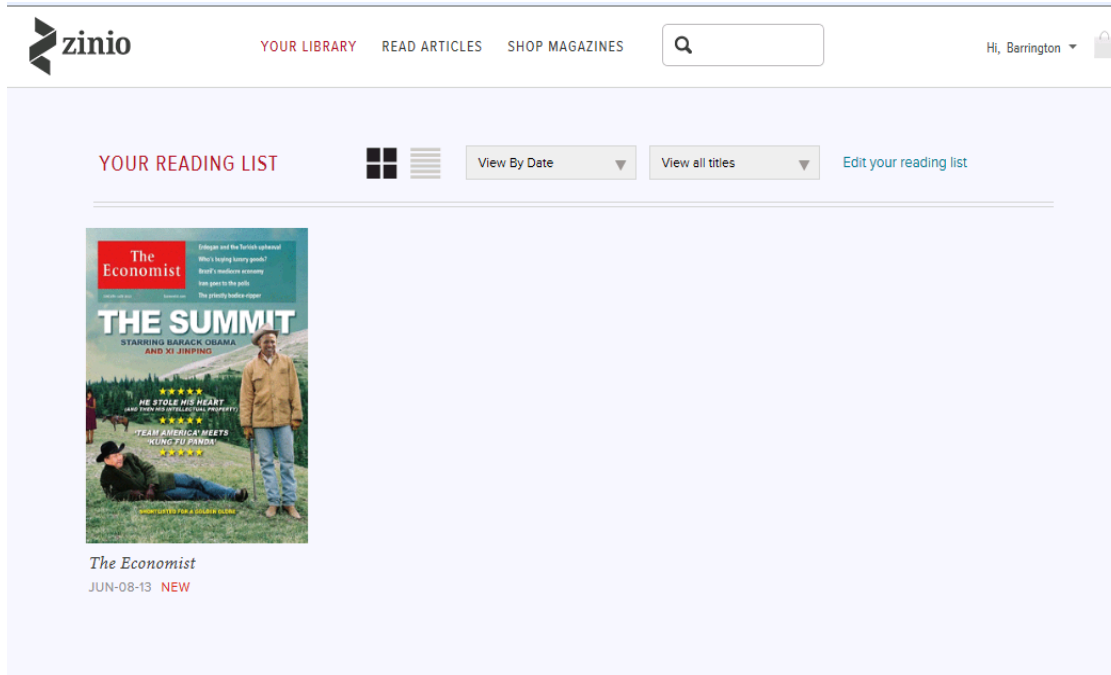
You will be taken to the Zinio screen to check out that magazine. Create a Zinio account. It is recommended to create a Zinio account using the same email address and password as you did for the first login. But you ***must*** create one. **If you try to sign in with the account you made in the previous screens, it will not work. We recommend creating an account with the same username and password as in the previous step.**



Step #5: View the magazine

On your computer:

After logging into your Zinio Account, you can view your magazines on your PC/Mac. Click on the magazine cover in your library and the magazine will open in a new browser.



The screenshot displays the Zinio website interface. At the top left is the Zinio logo. Navigation links include 'YOUR LIBRARY', 'READ ARTICLES', and 'SHOP MAGAZINES'. A search bar is located to the right of these links. The user's name 'Hi, Barrington' and a lock icon are visible in the top right corner. Below the navigation bar, the page title 'YOUR READING LIST' is shown. To the right of the title are icons for a grid and list view, and two dropdown menus labeled 'View By Date' and 'View all titles'. A link 'Edit your reading list' is also present. The main content area features a magazine cover for 'The Economist' with the title 'THE SUMMIT' and the subtitle 'STARRING BARACK OBAMA AND XI JINPING'. The cover includes several headlines: 'CRISIS: AND THE TURKISH UPHEAVAL', 'WHY IS HONG KONG GOING? AND HOW IS HONG KONG GOING?', 'THE priority leader ripper', 'HE STOLE HIS HEART AND THEN AN INTELLIGENCE PROPERTY', and 'TEAH AIRRICKS MEETS KUNG FU PANDA'. Below the cover, the text 'The Economist' and 'JUN-08-13 NEW' is displayed.

On your mobile device or tablet:

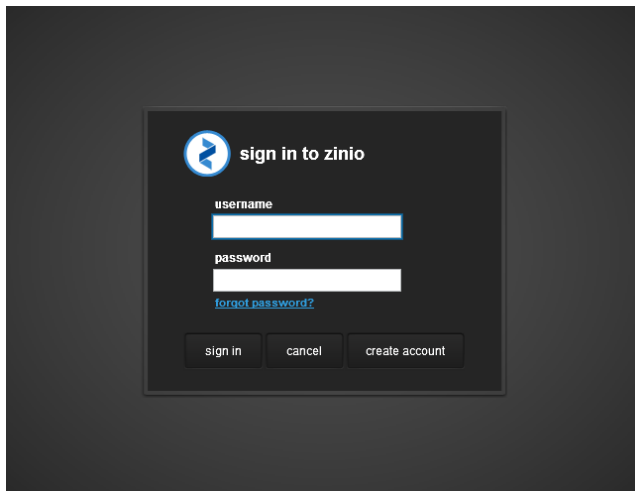
Visit Google Play or the Apple's app store to download the Zinio app. Enter the username and password that you created in Step 4.

If your mobile device does not have a dedicated App, Zinio may still be accessed via your web browser.

On your Kindle Fire:

To get the Zinio app on your Kindle Fire, follow these simple instructions:

<http://imgs.zinio.com/faq/fire.html>



PLEASE NOTE: Once you have signed into your Zinio account, you can access your magazines in the "My Library" tab, or the tab that looks like a little book. These are the magazines that you have gotten through the Barrington Zinio account.

Step #5: How do I get the newest issue?

To get the latest issues, you will need to go to through the Barrington Area Library website (balibrary.org), hover over research, select "databases," and scroll down to Zinio. Login with the first username and password that you created in **Step #2**. Follow steps 3 and 4 to select and checkout a magazine; it will sync to your device when you are in a WiFi setting. All magazines outside of your library on the Zinio app only available for purchase and not for free with your Barrington Area library card.

If you have any questions, please call us (847-382-1300) or email us (adultref@balibrary.org).